



2010-2011 GMT Reports for District (or Undistricted) **District 51 E PUERTO RICO**

GMT: Doctor CARLOS E JUSTINIAN

Location: PUERTO RICO

GMT CA: 3

CLUBS

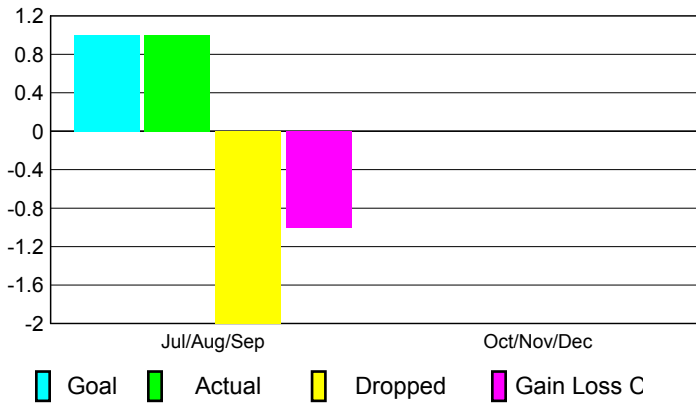
Club Results
2010-2011

Clubs
2009-2010

Month	New Club Goal	Actual New Clubs	Actual Dropped Clubs	Gain/ Loss of Clubs	Gain/ Loss of Clubs
Jul/Aug/Sep	1	1	-2	-1	0
Oct/Nov/Dec	0	0	0	0	0
Totals	1	1	-2	-1	0

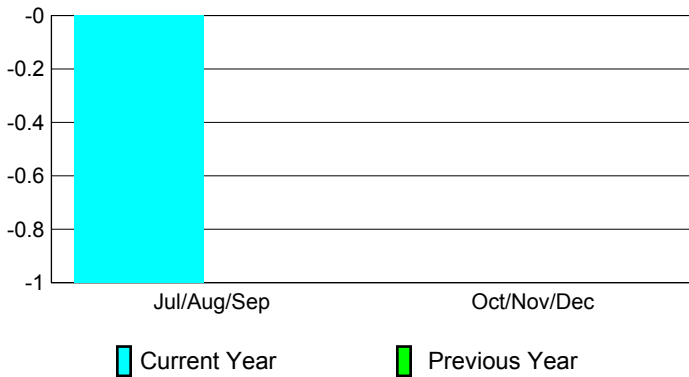
Club Results 2010-2011

Goal, New, Dropped, Gain/Loss



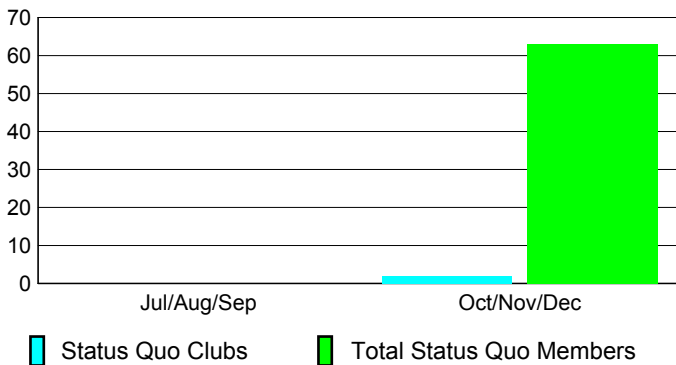
Comparison of Club Gain/Loss

Current Year Compared to the Previous Year



YTD Status Quo Clubs 2010-2011

Status Quo Clubs Compared to Status Quo Members



MEMBERSHIP

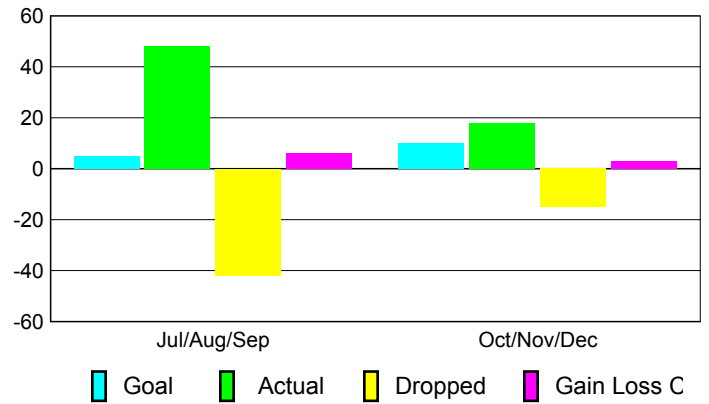
Membership Results
2010-2011

Membership
2009-2010

Month	Net Memb Goal	Actual New Memb	Actual Dropped Memb	Gain/ Loss of Memb	Gain/ Loss of Memb
Jul/Aug/Sep	5	48	-42	6	-26
Oct/Nov/Dec	10	18	-15	3	-19
Totals	15	66	-57	9	-45

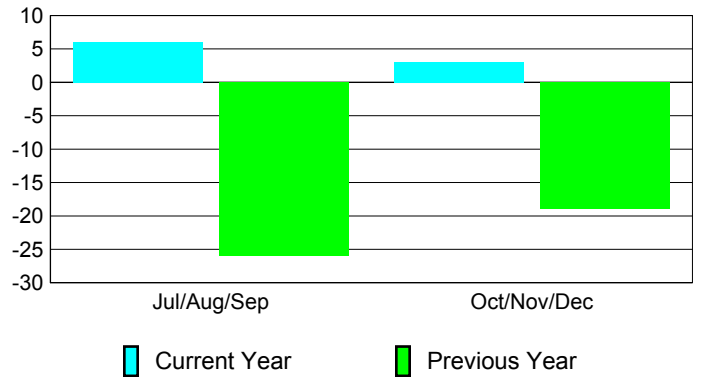
Membership Results 2010-2011

Goal, New, Dropped, Gain/Loss

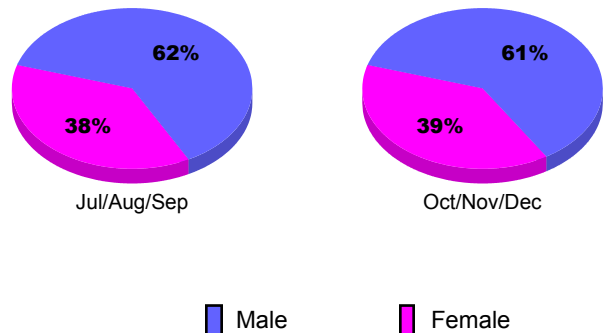


Comparison of Membership Gain/Loss

Current Year Compared to the Previous Year



Gender Comparison 2010-2011





2010-2011 GMT Reports for District (or Undistricted) **District 51 E U S VIRGIN**

GMT: Doctor CARLOS E JUSTINIAN

Location: U S VIRGIN ISLANDS

GMT CA: 3

CLUBS

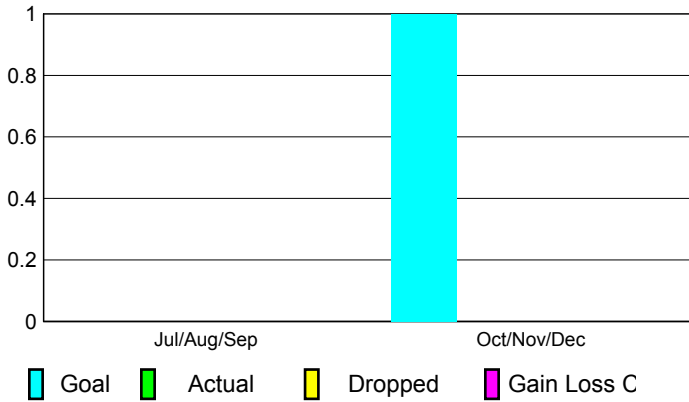
Club Results
2010-2011

Clubs
2009-2010

Month	New Club Goal	Actual New Clubs	Actual Dropped Clubs	Gain/Loss of Clubs	Gain/Loss of Clubs
Jul/Aug/Sep	0	0	0	0	0
Oct/Nov/Dec	1	0	0	0	0
Totals	1	0	0	0	0


Club Results 2010-2011

Goal, New, Dropped, Gain/Loss




Comparison of Club Gain/Loss

Current Year Compared to the Previous Year



YTD Status Quo Clubs 2010-2011

Status Quo Clubs Compared to Status Quo Members



MEMBERSHIP

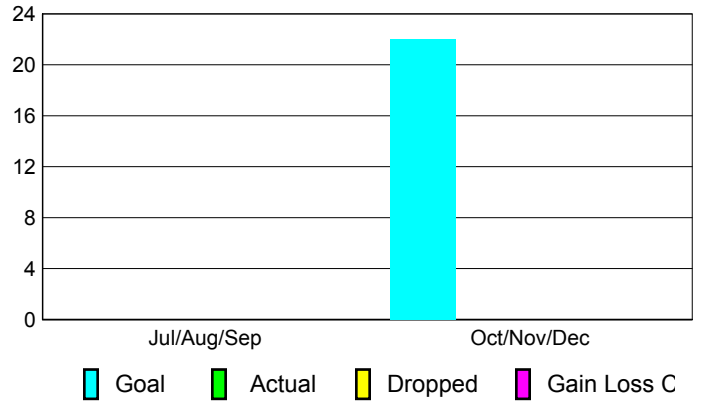
Membership Results
2010-2011

Membership
2009-2010

Month	Net Memb Goal	Actual New Memb	Actual Dropped Memb	Gain/Loss of Memb	Gain/Loss of Memb
Jul/Aug/Sep	0	0	0	0	0
Oct/Nov/Dec	22	0	0	0	0
Totals	22	0	0	0	0


Membership Results 2010-2011

Goal, New, Dropped, Gain/Loss



Comparison of Membership Gain/Loss

Current Year Compared to the Previous Year



Gender Comparison 2010-2011

